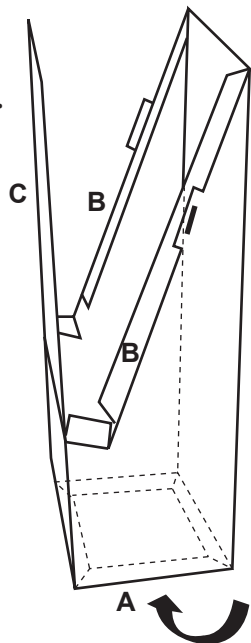
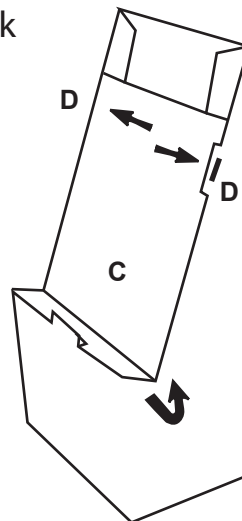


# Model 9007 - Pegboard Floor Display

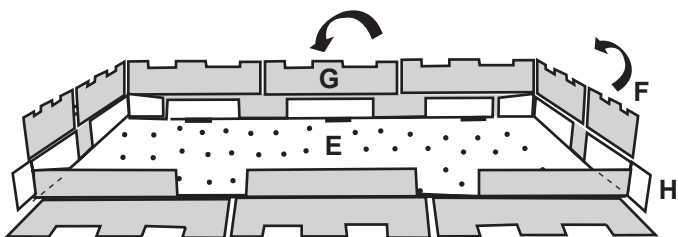
1. Square up base. Fold bottom flaps (A) under base. Fold right and left flaps (B) in towards each other.



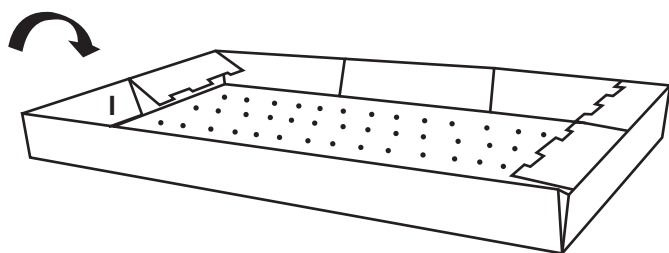
2. Pull out locking tabs (D) from Flaps (B). Fold front shelf (C) and lock into base.



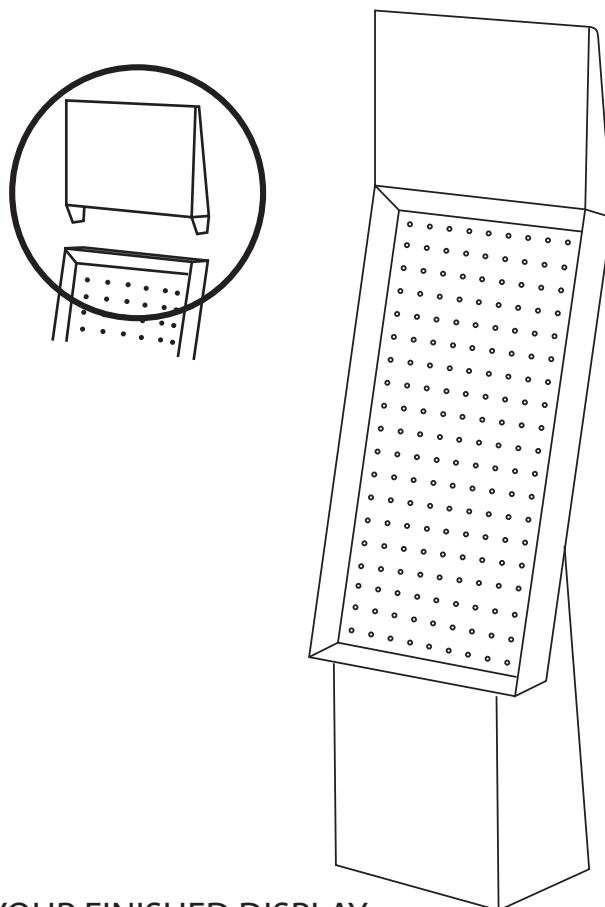
3. Place backboard insert (E) in tray. Fold (F) at 90 degrees. Roll over right and left flaps (G) over (H) and lock in.



4. Roll over top and bottom flaps (I) and lock in. Place tray onto base.



5. Attach header as shown.



YOUR FINISHED DISPLAY